



ARS33-M060.50 K5S1

Manual tool change

Item no. **15201047**

HF-Spindle for dressing of grinding wheels

Bearings

| | |
|--------------------------|------------------|
| Steel ball bearing (pcs) | 2 |
| Lifetime lubricated | maintenance free |

Motor

| | |
|--|---|
| Motor technology | 3-phase asynchronous drive (no brushes or sensors) |
| Frequency | 1.000 Hz |
| Motor poles (pairs) | 1 |
| Rated rotation speed | 60.000 rpm |
| Acceleration/braking value Per second | 10 000 rpm (other values by consultation) |

Power values

Spindle holder cooled

| | Pmax./5s | S6-60% | S1-100% | |
|-------------|----------|--------|---------|------|
| Rated power | 0,55 | 0,5 | 0,43 | [kW] |
| Torque | 0,1014 | 0,0931 | 0,0817 | [Nm] |
| Voltage | 57 | 57 | 57 | [V] |
| Current | 10 | 9,4 | 8,6 | [A] |

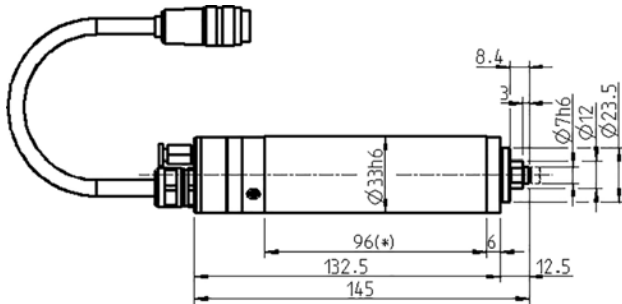
Power values

Uncooled

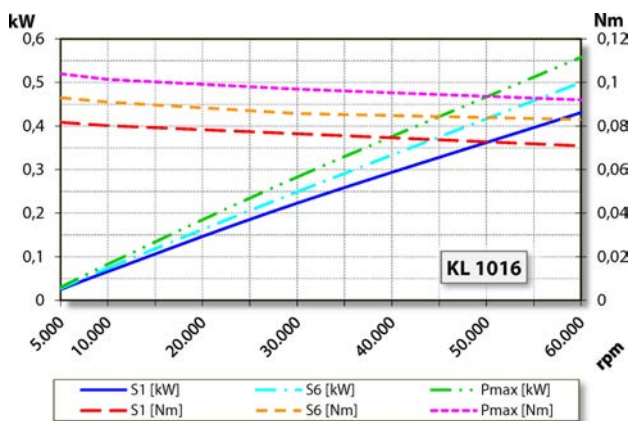
| | Pmax./5s | S6-60% | S1-100% | |
|-------------|----------|--------|---------|------|
| Rated power | 0,4 | 0,34 | 0,25 | [kW] |
| Torque | 0,08 | 0,075 | 0,06 | [Nm] |
| Voltage | 47 | 47 | 44 | [V] |
| Current | 8,2 | 7,8 | 8,1 | [A] |

ARS33-M060.50 K5S1

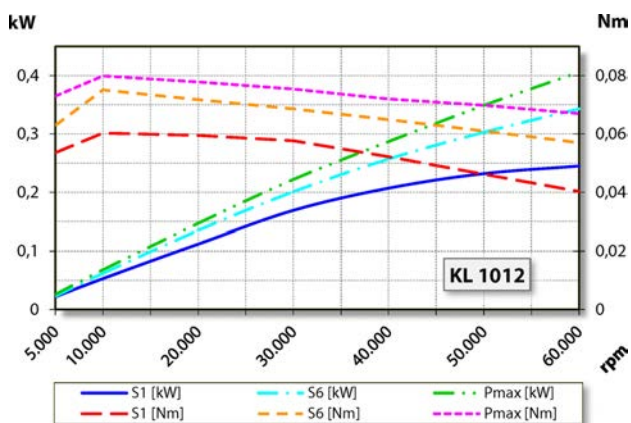
Manual tool change
Item no. 15201047



Dimensions



Performance Diagram
Spindle holder cooled



Performance Diagram
Uncooled

Measurement of power is funded by in-house testing.

Characteristics

| | |
|--|--|
| Housing | Aluminium |
| Housing diameter | 33 mm |
| Cooling | Uncooled |
| Heat dissipation | Via the spindle holder |
| Housing temperature | < + 45° C |
| Ambient temperature | + 10°C ... + 45°C |
| Sealing air | |
| Protection category (sealing air turned on) | IP54 |
| Tool change | Manual tool change |
| Tool Holder | Grinding wheel maximum dia. 20 mm maximum t = 4 - 6 mm |
| Clamping range | Ø 7h6 - M4 |
| Clockwise | |
| Connector plug | 3-pin (Amphenol C 091 A) Cable length 5 m |
| Weight | ~ 0,65 kg |
| Axial run-out of mounting surface | < 1 µ |